

Signify Classified - Internal  
Cooper Lighting Solutions Photometric Lab  
1121 Highway 74 South  
Peachtree City, GA 30269



Scaled data based on original data using  
LM-79-08 Approved Method: Electrical and Photometric Measurements of Solid-  
State Lighting Products

Test Report Prepared for  
Cooper Lighting Solutions  
(formerly Eaton)

Brand: STREETWORKS

Report Number: P870448

Luminaire Tested: **MEM2-HSN-SA-60-830-U-T4W**

Issue Date: 09/05/2024



**Test Information**

Test Method: LM-79-08  
Report Number: P870448  
Test Lab: INNOVATION CENTER(G3)  
Issue Date: 09/05/2024  
Manufacturer: COOPER LIGHTING SOLUTIONS (FORMERLY EATON)  
Product Line: STREETWORKS  
Catalog Number: MEM2-HSN-SA-60-830-U-T4W  
Description: EPIC MODERN SHORT HOUSING DISCRETE LED ARRAYS 60W 80CRI 3000K  
FIXTURE w/ TYPE IV WIDE DISTRIBUTION OPTIC  
Light Source: (20) 3000K CCT, 80 CRI LEDS  
Ballast/Driver: ELECTRONIC DRIVER

**Summary**

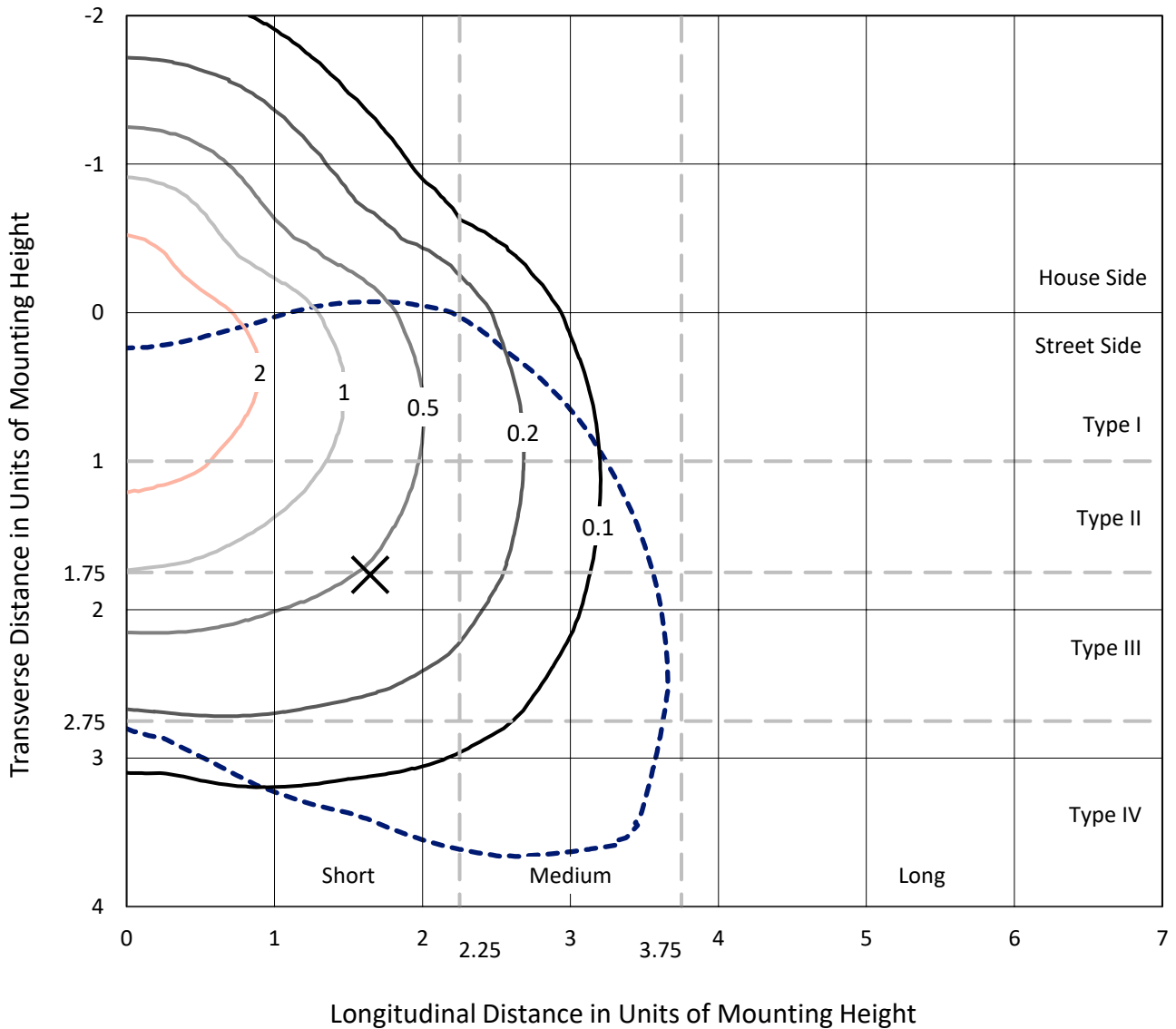
Lumens per Lamp: N/A  
Luminaire Lumens: 8039.3 lumens  
Efficiency: N/A  
Efficacy: 131.8 lumens/watt  
Luminous Opening: Rectangular (W 0.67' x L: 0.33' x H: 0')  
IES Classification: Type IV - Short  
BUG Rating: B2 - U0 - G2

Input Watts (W): 61  
Input Voltage (V): 120  
Input Current (A<sub>in</sub>): NR  
Voltage Rise (V): NR  
Power Factor: 0.99  
Total Harmonic Distortion (THDi): 9.89%  
Frequency (hertz): 60  
Stabilization Time: NR  
Operation Time: NR  
Ambient Temperature (°C): NR  
Test Distance: 24 FT

REPORT NUMBER: P870448  
 CATALOG NUMBER: MEM2-HSN-SA-60-830-U-T4W

### Iso-Footcandle Lines of Horizontal Illumination

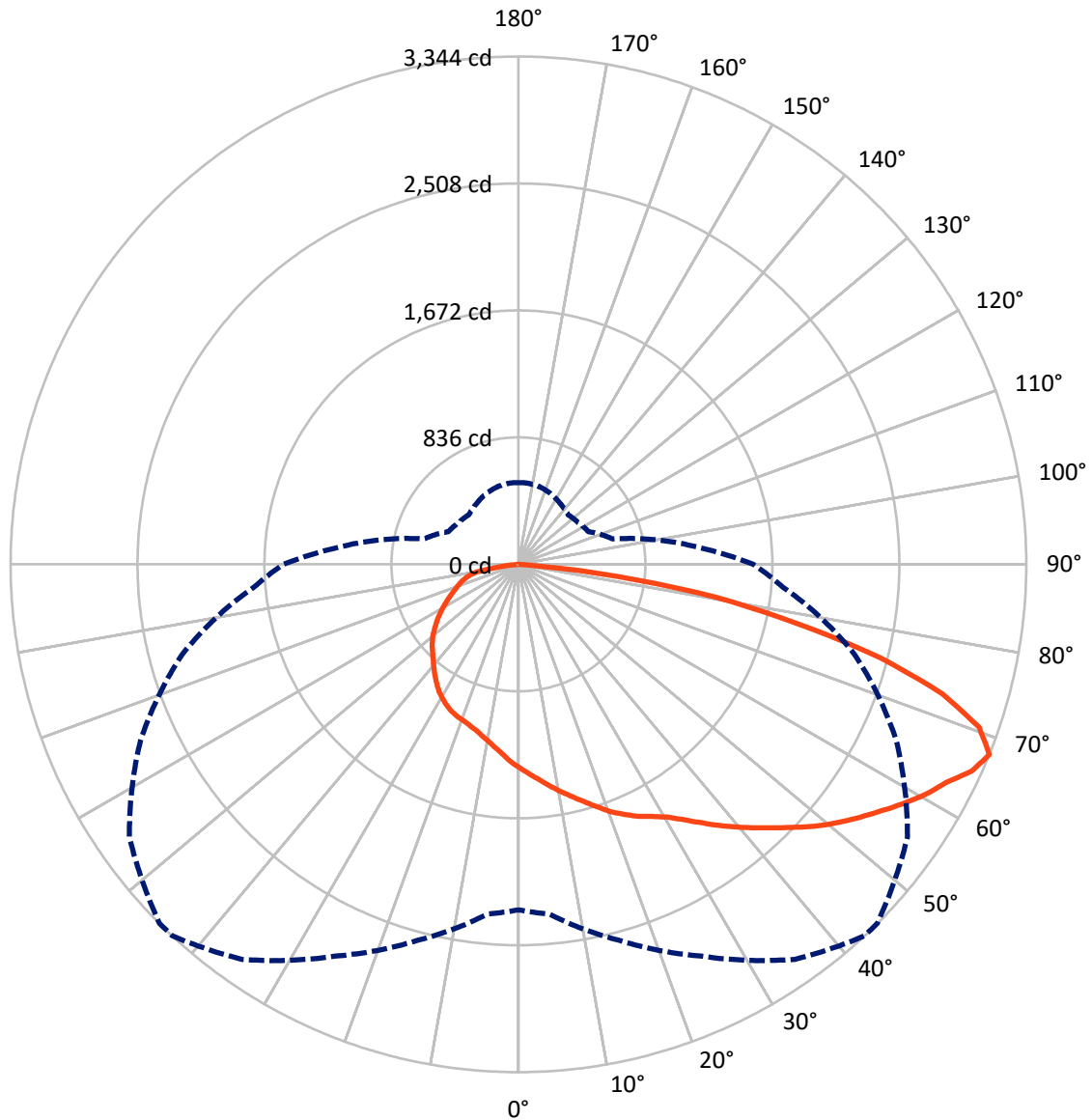
× Max cd  
 - - - 1/2 Max cd



Based on 20 foot mounting height. Maximum calculated value = 3.8 fc  
 Type IV - Short - N/A

REPORT NUMBER: P870448  
CATALOG NUMBER: MEM2-HSN-SA-60-830-U-T4W

### Luminous Intensity Polar Plot



— Vertical Plane Through 43-Deg Lateral    - - - Horizontal Cone Through 67.5-Deg Vertical

REPORT NUMBER: P870448

CATALOG NUMBER: MEM2-HSN-SA-60-830-U-T4W

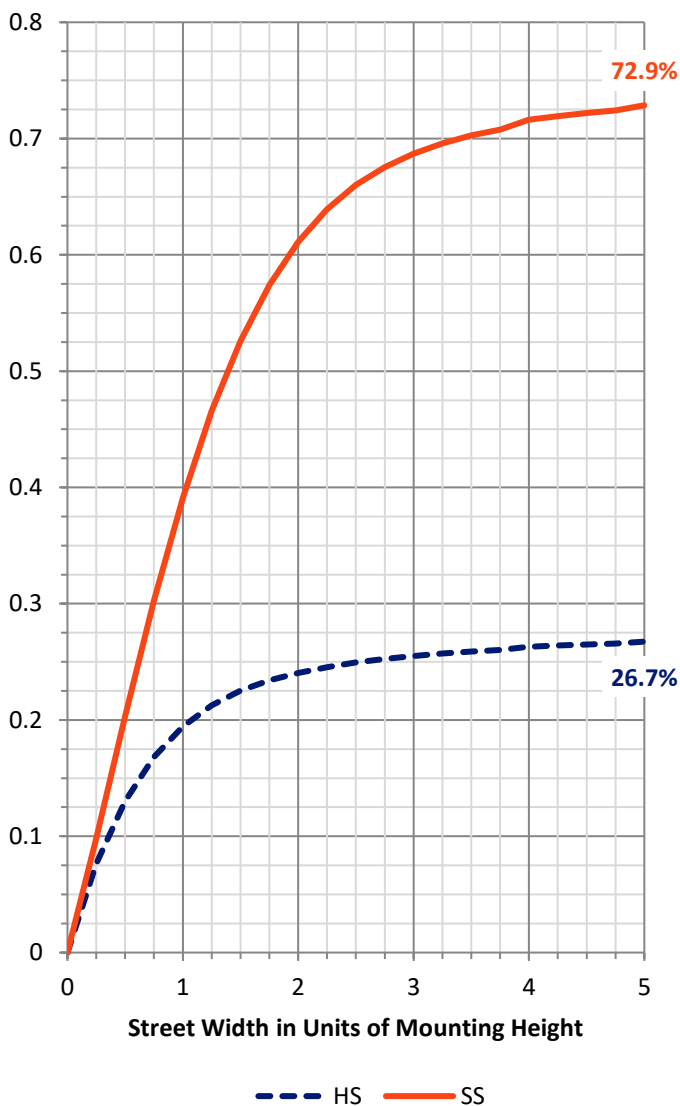
**FLUX DISTRIBUTION:**

		Downward	Upward	Total
<b>House Side</b>	Lumens	2162.6	0.0	2162.6
	% Fixture	26.9	0.0	26.9
<b>Street Side</b>	Lumens	5876.7	0.0	5876.7
	% Fixture	73.1	0.0	73.1
<b>Total</b>	Lumens	8039.3	0.0	8039.3
	% Fixture	100.0	0.0	100.0

**ZONAL LUMENS:**

Zone	Lumens	% Fixture
0°-10°	128.4	1.6
10°-20°	392.2	4.9
20°-30°	669.2	8.3
30°-40°	976.0	12.1
40°-50°	1311.1	16.3
50°-60°	1605.0	20.0
60°-70°	1689.2	21.0
70°-80°	1102.8	13.7
80°-90°	165.4	2.1
90°-100°	0.0	0.0
100°-110°	0.0	0.0
110°-120°	0.0	0.0
120°-130°	0.0	0.0
130°-140°	0.0	0.0
140°-150°	0.0	0.0
150°-160°	0.0	0.0
160°-170°	0.0	0.0
170°-180°	0.0	0.0
0°-90°	8039.3	100.0
0°-180°	8039.3	100.0

**Coefficient of Utilization**



REPORT NUMBER: P870448

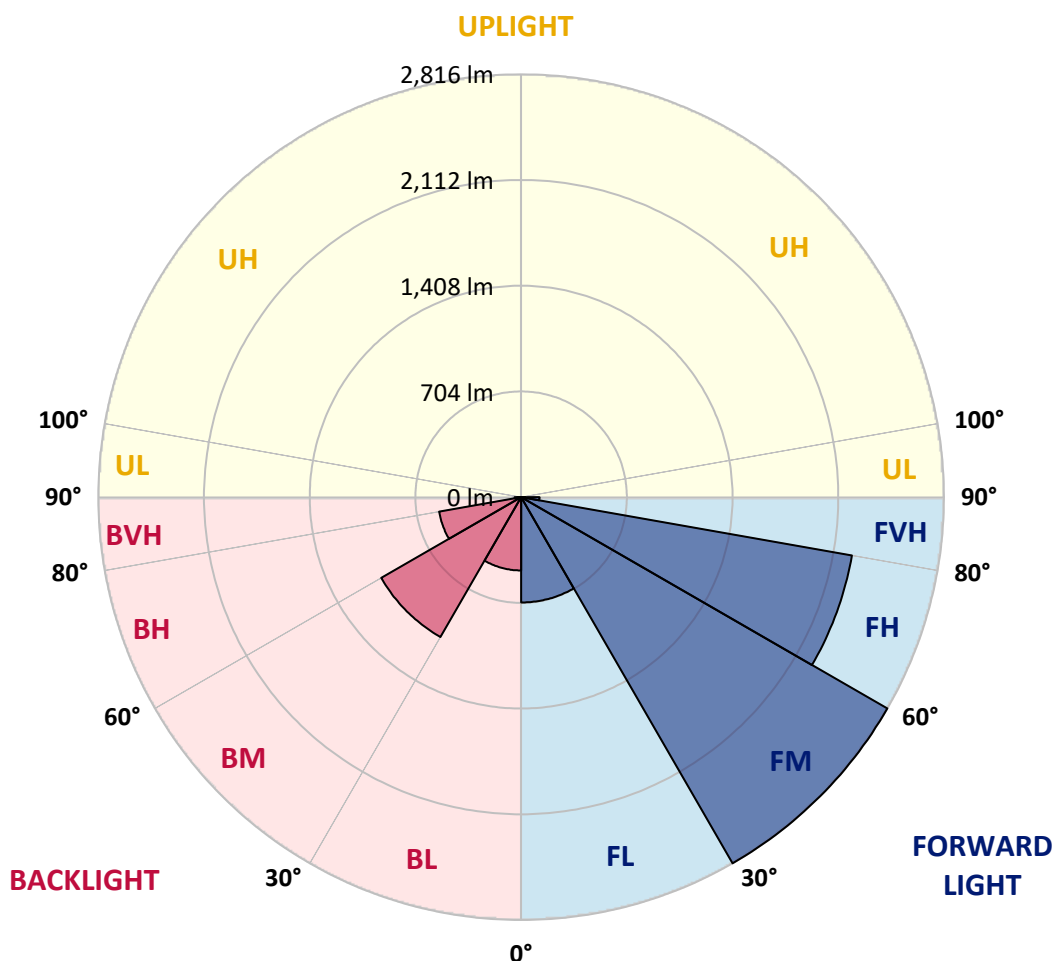
CATALOG NUMBER: MEM2-HSN-SA-60-830-U-T4W

**LUMINAIRE CLASSIFICATION SYSTEM LUMEN TABLE AND BUG RATING:**

Zone	Lumens	% Fixture	Zone Rating/Lumen Limit		
			B	U	G
FL (0°-30°)	701.6	8.7			
FM (30°-60°)	2816.1	35.0			
FH (60°-80°)	2236.9	27.8			G2/5000
FVH (80°-90°)	122.1	1.5			G2/225
BL (0°-30°)	488.2	6.1	B1/500		
BM (30°-60°)	1076.0	13.4	B2/2500		
BH (60°-80°)	555.0	6.9	B2/1000		G2/1000
BVH (80°-90°)	43.4	0.5			G1/100
UL (90°-100°)	0.0	0.0		U0/0	
UH (100°-180°)	0.0	0.0		U0/0	

**BUG Rating: B2-U0-G2**

Type IV Short





REPORT NUMBER: P870448

CATALOG NUMBER: MEM2-HSN-SA-60-830-U-T4W

**CANDELA DISTRIBUTION (FULL):**

	0°	5°	15°	25°	35°	43°	45°	55°	65°	75°	85°
0°	1342.0	1342.0	1342.0	1342.0	1342.0	1342.0	1342.0	1342.0	1342.0	1342.0	1342.0
2.5°	1403.8	1402.2	1397.3	1394.0	1384.3	1382.7	1382.7	1372.9	1361.5	1355.0	1348.5
5°	1467.2	1459.1	1455.9	1449.4	1433.1	1423.3	1426.6	1408.7	1385.9	1369.6	1351.8
7.5°	1524.2	1520.9	1509.5	1501.4	1481.9	1472.1	1468.9	1441.2	1411.9	1387.5	1358.3
10°	1592.5	1584.4	1577.9	1561.6	1535.6	1520.9	1516.0	1480.3	1442.8	1410.3	1371.3
12.5°	1654.3	1644.5	1636.4	1620.1	1594.1	1569.7	1563.2	1522.5	1475.4	1431.5	1382.7
15°	1701.5	1703.1	1695.0	1680.3	1651.1	1621.8	1616.9	1563.2	1506.3	1452.6	1394.0
17.5°	1745.4	1751.9	1747.0	1737.3	1708.0	1678.7	1673.8	1613.6	1545.3	1477.0	1407.1
20°	1787.7	1787.7	1786.1	1779.6	1758.4	1738.9	1729.1	1668.9	1582.7	1503.0	1425.0
22.5°	1812.1	1818.6	1818.6	1818.6	1805.6	1789.3	1786.1	1727.5	1633.2	1535.6	1441.2
25°	1849.5	1857.6	1857.6	1854.4	1843.0	1838.1	1833.2	1777.9	1682.0	1573.0	1459.1
27.5°	1929.2	1927.6	1914.6	1898.3	1882.0	1880.4	1873.9	1834.9	1738.9	1613.6	1483.5
30°	2039.8	2043.1	2026.8	1976.4	1939.0	1930.8	1932.5	1898.3	1805.6	1660.8	1511.2
32.5°	2209.0	2209.0	2145.6	2080.5	2026.8	2005.7	2000.8	1971.5	1873.9	1712.9	1542.1
35°	2335.9	2331.0	2295.2	2218.8	2152.1	2091.9	2083.7	2044.7	1950.4	1771.4	1576.2
37.5°	2431.9	2441.6	2414.0	2355.4	2290.3	2186.2	2170.0	2114.7	2020.3	1828.4	1610.4
40°	2617.3	2592.9	2526.2	2472.5	2394.4	2278.9	2264.3	2196.0	2091.9	1891.8	1652.7
42.5°	2752.3	2718.1	2641.7	2570.1	2472.5	2371.7	2358.7	2283.8	2174.8	1963.4	1696.6
45°	2945.9	2869.4	2763.7	2700.2	2562.0	2472.5	2456.2	2374.9	2261.1	2039.8	1751.9
47.5°	3132.9	2999.6	2887.3	2858.0	2659.6	2581.5	2568.5	2474.1	2353.8	2122.8	1805.6
50°	3108.5	3020.7	2983.3	2955.6	2744.2	2684.0	2671.0	2575.0	2448.1	2210.6	1859.3
52.5°	3046.7	3054.9	3056.5	2989.8	2823.9	2780.0	2766.9	2684.0	2545.7	2287.1	1911.3
55°	3111.8	3121.6	3119.9	3019.1	2916.6	2875.9	2867.8	2794.6	2640.1	2358.7	1948.7
57.5°	3211.0	3178.5	3173.6	3092.3	3015.8	2978.4	2968.6	2905.2	2719.8	2410.7	1978.0
60°	3228.9	3163.8	3185.0	3108.5	3090.6	3079.3	3076.0	3001.2	2794.6	2453.0	1989.4
62.5°	3028.8	3017.4	3100.4	3069.5	3129.7	3162.2	3163.8	3069.5	2835.3	2469.3	1978.0
65°	2687.2	2732.8	2911.7	3001.2	3188.2	3281.0	3277.7	3110.2	2830.4	2422.1	1908.1
67.5°	2275.7	2311.5	2563.6	2846.6	3175.2	3344.4	3342.8	3128.1	2745.8	2292.0	1750.3
70°	1725.9	1838.1	2196.0	2568.5	2999.6	3219.2	3246.8	3027.2	2552.2	2054.5	1511.2
72.5°	1312.7	1330.6	1763.3	2153.7	2685.6	2921.5	2916.6	2705.1	2228.5	1730.8	1259.0
75°	932.1	971.1	1327.4	1668.9	2200.9	2462.8	2451.4	2218.8	1777.9	1346.9	963.0
77.5°	694.6	709.2	971.1	1237.9	1646.2	1882.0	1877.2	1639.7	1307.8	989.0	717.4
80°	507.5	531.9	699.5	863.8	1115.9	1319.2	1312.7	1088.2	839.4	691.3	523.8
82.5°	284.7	302.6	406.7	522.2	588.8	652.3	624.6	522.2	382.3	297.7	257.0
85°	8.1	9.8	14.6	17.9	30.9	52.1	56.9	50.4	60.2	37.4	40.7
87.5°	3.3	3.3	3.3	3.3	3.3	4.9	4.9	4.9	4.9	4.9	4.9
90°	0.0	0.0	0.0	0.0	0.0	0.0	0.0	0.0	0.0	0.0	0.0



REPORT NUMBER: P870448

CATALOG NUMBER: MEM2-HSN-SA-60-830-U-T4W

**CANDELA DISTRIBUTION (continued):**

	90°	95°	105°	115°	125°	135°	145°	155°	165°	175°	180°
0°	1342.0	1342.0	1342.0	1342.0	1342.0	1342.0	1342.0	1342.0	1342.0	1342.0	1342.0
2.5°	1345.2	1338.7	1325.7	1317.6	1312.7	1306.2	1296.4	1289.9	1285.1	1291.6	1289.9
5°	1343.6	1330.6	1307.8	1291.6	1275.3	1262.3	1247.6	1236.3	1229.8	1233.0	1231.4
7.5°	1343.6	1327.4	1291.6	1265.5	1241.1	1221.6	1205.4	1190.7	1184.2	1185.8	1184.2
10°	1350.1	1327.4	1280.2	1242.8	1210.2	1187.5	1169.6	1156.6	1151.7	1156.6	1158.2
12.5°	1356.6	1327.4	1270.4	1223.2	1181.0	1156.6	1140.3	1132.2	1135.4	1137.0	1138.7
15°	1359.9	1325.7	1260.7	1200.5	1153.3	1127.3	1117.5	1115.9	1124.0	1132.2	1133.8
17.5°	1368.0	1324.1	1246.0	1177.7	1128.9	1107.8	1102.9	1109.4	1125.6	1137.0	1140.3
20°	1377.8	1327.4	1229.8	1150.0	1104.5	1088.2	1096.4	1111.0	1130.5	1146.8	1150.0
22.5°	1387.5	1329.0	1215.1	1125.6	1078.5	1075.2	1093.1	1114.3	1137.0	1153.3	1156.6
25°	1398.9	1329.0	1195.6	1094.7	1052.4	1057.3	1085.0	1112.6	1133.8	1154.9	1158.2
27.5°	1410.3	1332.2	1174.4	1060.6	1019.9	1034.6	1068.7	1102.9	1125.6	1146.8	1151.7
30°	1429.8	1338.7	1156.6	1031.3	987.4	1006.9	1047.6	1086.6	1111.0	1133.8	1138.7
32.5°	1449.4	1348.5	1141.9	1000.4	954.8	977.6	1023.2	1067.1	1093.1	1114.3	1117.5
35°	1475.4	1361.5	1130.5	969.5	922.3	940.2	989.0	1037.8	1067.1	1083.4	1091.5
37.5°	1503.0	1379.4	1120.8	941.8	886.5	902.8	954.8	1006.9	1037.8	1054.1	1057.3
40°	1537.2	1403.8	1114.3	915.8	852.4	865.4	917.4	974.4	1003.6	1015.0	1021.5
42.5°	1574.6	1429.8	1109.4	889.8	815.0	828.0	883.3	938.6	967.9	977.6	982.5
45°	1621.8	1464.0	1106.1	862.1	784.0	795.4	850.7	906.0	930.4	943.5	948.3
47.5°	1665.7	1498.1	1096.4	829.6	749.9	766.2	816.6	865.4	893.0	901.2	906.0
50°	1709.6	1527.4	1076.8	793.8	719.0	733.6	779.2	815.0	836.1	845.9	849.1
52.5°	1751.9	1548.6	1045.9	756.4	686.4	696.2	733.6	767.8	782.4	785.7	795.4
55°	1779.6	1560.0	1002.0	712.5	653.9	657.2	684.8	715.7	723.9	725.5	725.5
57.5°	1799.1	1553.5	950.0	668.6	621.4	621.4	637.6	662.0	665.3	666.9	670.2
60°	1802.3	1530.7	883.3	627.9	585.6	580.7	597.0	611.6	613.2	616.5	619.8
62.5°	1777.9	1480.3	811.7	588.8	551.4	540.0	554.7	569.3	577.5	582.3	585.6
65°	1703.1	1377.8	730.4	549.8	518.9	499.4	517.3	541.7	557.9	559.6	559.6
67.5°	1546.9	1211.9	644.2	509.1	479.9	462.0	484.7	510.8	530.3	538.4	536.8
70°	1311.1	1028.0	564.4	466.9	440.8	429.4	453.8	483.1	499.4	505.9	509.1
72.5°	1055.7	823.1	494.5	424.6	406.7	400.2	424.6	453.8	476.6	486.4	488.0
75°	821.5	647.4	435.9	380.6	366.0	367.6	393.7	422.9	447.3	452.2	437.6
77.5°	637.6	515.6	380.6	328.6	320.5	331.8	357.9	388.8	403.4	408.3	398.5
80°	460.3	395.3	307.4	258.6	258.6	276.5	299.3	335.1	340.0	333.5	336.7
82.5°	218.0	191.9	151.3	125.3	117.1	130.1	138.3	149.7	162.7	165.9	157.8
85°	29.3	19.5	14.6	16.3	14.6	9.8	6.5	6.5	6.5	4.9	4.9
87.5°	4.9	4.9	3.3	3.3	3.3	3.3	3.3	3.3	1.6	1.6	1.6
90°	0.0	0.0	0.0	0.0	0.0	0.0	0.0	0.0	0.0	0.0	0.0



Cooper Lighting Solutions Photometric Lab  
1121 Highway 74 South  
Peachtree City, GA 30269



LM-79-2019: Approved Method: Electrical and Photometric Measurements of Solid-State Lighting Products

Report Prepared for

Cooper Lighting Solutions

Streetworks

Report Number: SP1-2407-157-7

Test Date: 09/05/2024

Luminaire Tested: MEM2-HTN-SA-30-830-U-5WQ

Data in this report applies to families of products including MEM2-HTN-SA-30-830-U-5WQ

**Test Information**

Test Method: LM-79-2019  
 Report Number: SP1-2407-157-7  
 Test Lab: COOPER LIGHTING SOLUTIONS  
 Photometer: SP1 - 76IN SPHERE  
 Measurement Geometry: 4π  
 Issue Date: 09/05/2024  
 Manufacturer: COOPER LIGHTING SOLUTIONS  
 Product Line: Streetworks  
 Catalog Number: **MEM2-HTN-SA-30-830-U-5WQ**  
 Description: Epic Modern Light Square 30W 5WQ Optic

**Spectral Parameters**

CCT (K): 3126  
 CIE u': 0.2465  
 CIE v': 0.5182  
 Duv: -0.0004  
 CIE x: 0.4277  
 CIE y: 0.3997  
 CIE z: 0.1727  
 Peak Wavelength (nm): 601  
 Dominant Wavelength (nm): 582  
 Purity: 48.31913  
 Rf: 84.4  
 Rg: 94.7

CRI (Ra):	82.6		
R1:	81.4	R9:	5.1
R2:	92.2	R10:	82.2
R3:	94.9	R11:	79.8
R4:	80.1	R12:	70.4
R5:	81.8	R13:	84.2
R6:	90.5	R14:	97.9
R7:	81.8	R15:	73.6
R8:	58.0		



**Test Conditions**

Stabilization Time: 22M  
 Operation Time: 1H 22M  
 Sphere Temperature (°C): 24.3

REPORT NUMBER: SP1-2407-157-7

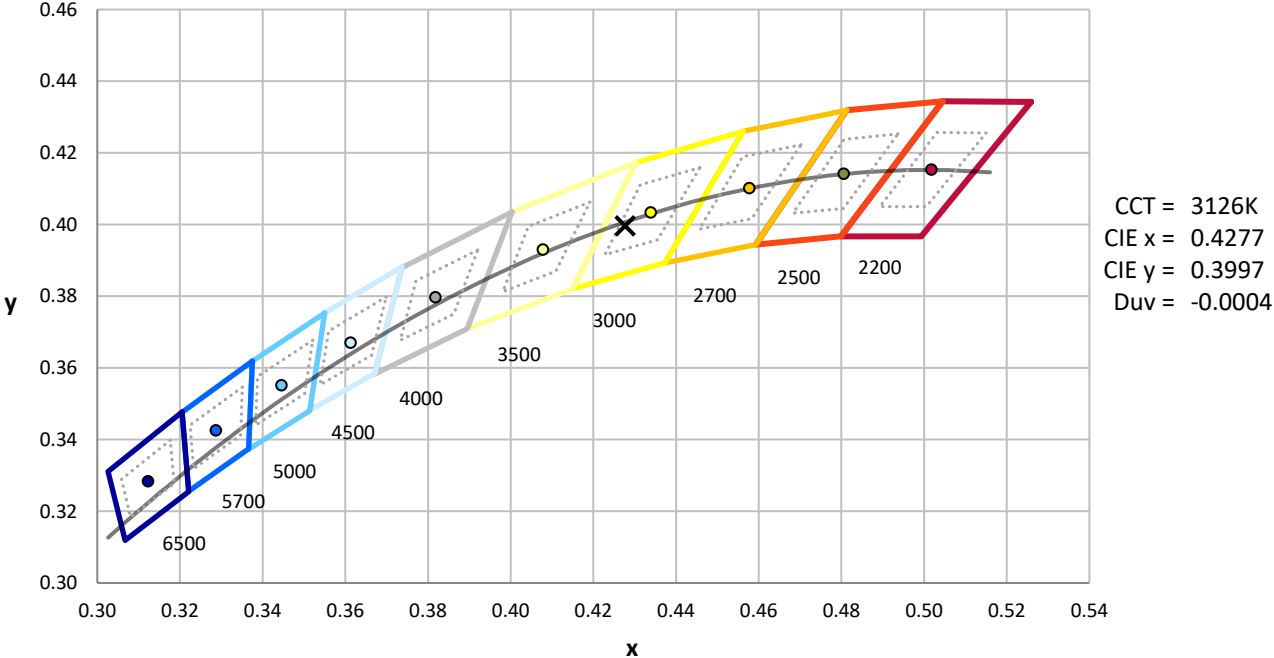
Measurement and Test Equipment			
Instrument	Identification Number	Calibration Date	Calibration Due Date
Photometer	IN0058	6/18/2024	12/18/2024
Power Meter	INXT2011004	2/8/2024	2/8/2025
AC Power Source	IN0063	10/24/2023	10/24/2024
DC Power Source	IN0208	10/24/2023	10/24/2024
Sphere Thermometer	IN0085	10/24/2023	10/24/2024
Room Thermometer	IN0046	10/24/2023	10/24/2024

REPORT NUMBER: SP1-2407-157-7

CIE 1931 Chromaticity Diagram



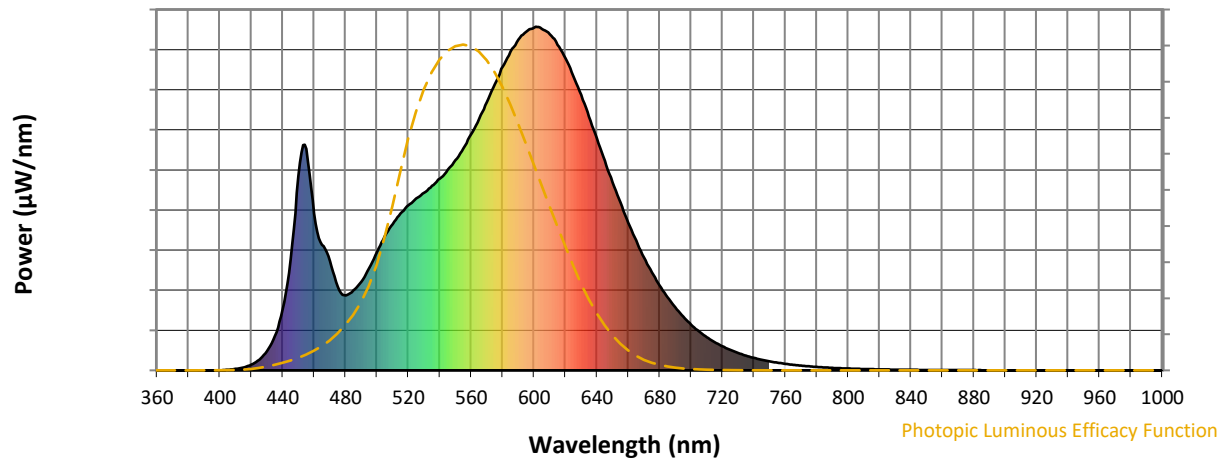
CIE 1931 Chromaticity Diagram with 2017 ANSI 7-Step and 4-Step Quadrangles



Point lies inside the ANSI 3000K 4-step quadrangle

REPORT NUMBER: SP1-2407-157-7

**Photopic Flux vs. Wavelength**

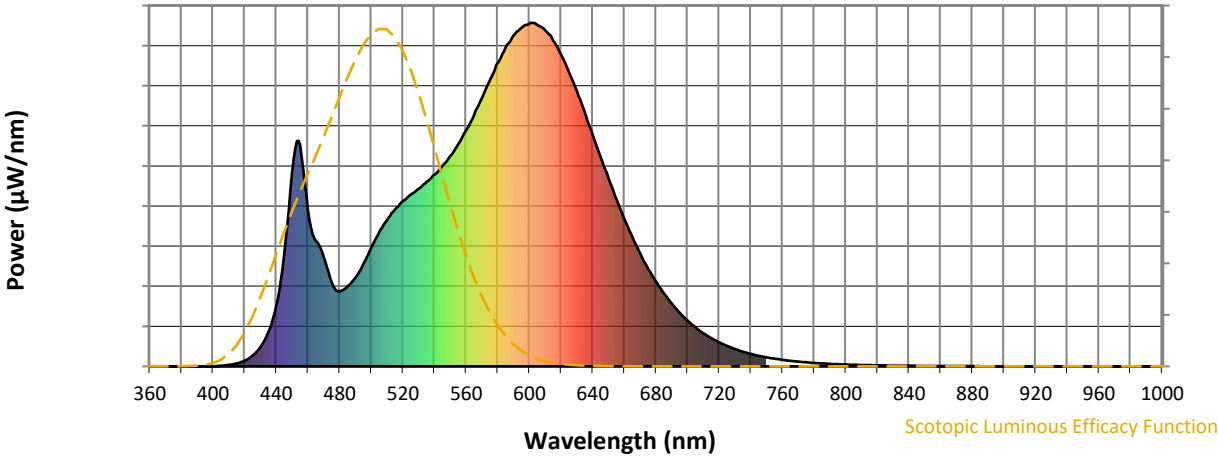


**Photopic Lumens: NR**

$\lambda$ (nm)	Power W <sup>^</sup> /nm	Lumens ( $\phi$ /nm)	$\lambda$ (nm)	Power W <sup>^</sup> /nm	Lumens ( $\phi$ /nm)	$\lambda$ (nm)	Power W <sup>^</sup> /nm	Lumens ( $\phi$ /nm)	$\lambda$ (nm)	Power W <sup>^</sup> /nm	Lumens ( $\phi$ /nm)	$\lambda$ (nm)	Power W <sup>^</sup> /nm	Lumens ( $\phi$ /nm)
360	0	NR	490	258	NR	620	908	NR	750	26	NR	880	1	NR
365	0	NR	495	297	NR	625	857	NR	755	22	NR	885	0	NR
370	0	NR	500	345	NR	630	801	NR	760	19	NR	890	0	NR
375	0	NR	505	391	NR	635	738	NR	765	16	NR	895	0	NR
380	0	NR	510	426	NR	640	675	NR	770	14	NR	900	0	NR
385	0	NR	515	456	NR	645	610	NR	775	12	NR	905	0	NR
390	0	NR	520	480	NR	650	547	NR	780	10	NR	910	0	NR
395	0	NR	525	500	NR	655	488	NR	785	9	NR	915	0	NR
400	0	NR	530	517	NR	660	429	NR	790	7	NR	920	0	NR
405	2	NR	535	538	NR	665	378	NR	795	6	NR	925	0	NR
410	4	NR	540	558	NR	670	328	NR	800	5	NR	930	0	NR
415	9	NR	545	584	NR	675	285	NR	805	5	NR	935	0	NR
420	16	NR	550	611	NR	680	247	NR	810	4	NR	940	0	NR
425	31	NR	555	646	NR	685	212	NR	815	3	NR	945	0	NR
430	56	NR	560	687	NR	690	183	NR	820	3	NR	950	0	NR
435	101	NR	565	731	NR	695	156	NR	825	3	NR	955	0	NR
440	178	NR	570	780	NR	700	133	NR	830	2	NR	960	0	NR
445	323	NR	575	832	NR	705	114	NR	835	2	NR	965	0	NR
450	566	NR	580	883	NR	710	96	NR	840	2	NR	970	0	NR
455	645	NR	585	927	NR	715	82	NR	845	1	NR	975	0	NR
460	457	NR	590	963	NR	720	70	NR	850	1	NR	980	0	NR
465	365	NR	595	985	NR	725	59	NR	855	1	NR	985	0	NR
470	317	NR	600	998	NR	730	50	NR	860	1	NR	990	0	NR
475	244	NR	605	994	NR	735	43	NR	865	1	NR	995	0	NR
480	218	NR	610	978	NR	740	36	NR	870	1	NR	1000	0	NR
485	233	NR	615	947	NR	745	31	NR	875	1	NR			

REPORT NUMBER: SP1-2407-157-7

Scotopic Flux vs. Wavelength



Scotopic Lumens: NR

S/P: 1.42

λ (nm)	Power W <sup>^</sup> /nm	Lumens (φ/nm)	λ (nm)	Power W <sup>^</sup> /nm	Lumens (φ/nm)	λ (nm)	Power W <sup>^</sup> /nm	Lumens (φ/nm)	λ (nm)	Power W <sup>^</sup> /nm	Lumens (φ/nm)	λ (nm)	Power W <sup>^</sup> /nm	Lumens (φ/nm)
360	0	NR	490	258	NR	620	908	NR	750	26	NR	880	1	NR
365	0	NR	495	297	NR	625	857	NR	755	22	NR	885	0	NR
370	0	NR	500	345	NR	630	801	NR	760	19	NR	890	0	NR
375	0	NR	505	391	NR	635	738	NR	765	16	NR	895	0	NR
380	0	NR	510	426	NR	640	675	NR	770	14	NR	900	0	NR
385	0	NR	515	456	NR	645	610	NR	775	12	NR	905	0	NR
390	0	NR	520	480	NR	650	547	NR	780	10	NR	910	0	NR
395	0	NR	525	500	NR	655	488	NR	785	9	NR	915	0	NR
400	0	NR	530	517	NR	660	429	NR	790	7	NR	920	0	NR
405	2	NR	535	538	NR	665	378	NR	795	6	NR	925	0	NR
410	4	NR	540	558	NR	670	328	NR	800	5	NR	930	0	NR
415	9	NR	545	584	NR	675	285	NR	805	5	NR	935	0	NR
420	16	NR	550	611	NR	680	247	NR	810	4	NR	940	0	NR
425	31	NR	555	646	NR	685	212	NR	815	3	NR	945	0	NR
430	56	NR	560	687	NR	690	183	NR	820	3	NR	950	0	NR
435	101	NR	565	731	NR	695	156	NR	825	3	NR	955	0	NR
440	178	NR	570	780	NR	700	133	NR	830	2	NR	960	0	NR
445	323	NR	575	832	NR	705	114	NR	835	2	NR	965	0	NR
450	566	NR	580	883	NR	710	96	NR	840	2	NR	970	0	NR
455	645	NR	585	927	NR	715	82	NR	845	1	NR	975	0	NR
460	457	NR	590	963	NR	720	70	NR	850	1	NR	980	0	NR
465	365	NR	595	985	NR	725	59	NR	855	1	NR	985	0	NR
470	317	NR	600	998	NR	730	50	NR	860	1	NR	990	0	NR
475	244	NR	605	994	NR	735	43	NR	865	1	NR	995	0	NR
480	218	NR	610	978	NR	740	36	NR	870	1	NR	1000	0	NR
485	233	NR	615	947	NR	745	31	NR	875	1	NR			

REPORT NUMBER: SP1-2407-157-7

Melanopic Flux vs. Wavelength



Melanopic Lumens: NR

M/P: 2.79

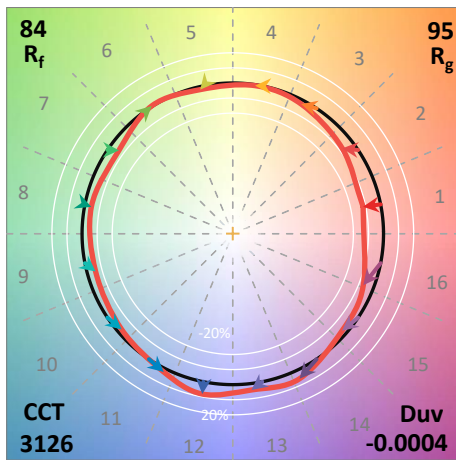
λ (nm)	Power W <sup>^</sup> /nm	Lumens (φ/nm)	λ (nm)	Power W <sup>^</sup> /nm	Lumens (φ/nm)	λ (nm)	Power W <sup>^</sup> /nm	Lumens (φ/nm)	λ (nm)	Power W <sup>^</sup> /nm	Lumens (φ/nm)	λ (nm)	Power W <sup>^</sup> /nm	Lumens (φ/nm)
360	0	NR	490	258	NR	620	908	NR	750	26	NR	880	1	NR
365	0	NR	495	297	NR	625	857	NR	755	22	NR	885	0	NR
370	0	NR	500	345	NR	630	801	NR	760	19	NR	890	0	NR
375	0	NR	505	391	NR	635	738	NR	765	16	NR	895	0	NR
380	0	NR	510	426	NR	640	675	NR	770	14	NR	900	0	NR
385	0	NR	515	456	NR	645	610	NR	775	12	NR	905	0	NR
390	0	NR	520	480	NR	650	547	NR	780	10	NR	910	0	NR
395	0	NR	525	500	NR	655	488	NR	785	9	NR	915	0	NR
400	0	NR	530	517	NR	660	429	NR	790	7	NR	920	0	NR
405	2	NR	535	538	NR	665	378	NR	795	6	NR	925	0	NR
410	4	NR	540	558	NR	670	328	NR	800	5	NR	930	0	NR
415	9	NR	545	584	NR	675	285	NR	805	5	NR	935	0	NR
420	16	NR	550	611	NR	680	247	NR	810	4	NR	940	0	NR
425	31	NR	555	646	NR	685	212	NR	815	3	NR	945	0	NR
430	56	NR	560	687	NR	690	183	NR	820	3	NR	950	0	NR
435	101	NR	565	731	NR	695	156	NR	825	3	NR	955	0	NR
440	178	NR	570	780	NR	700	133	NR	830	2	NR	960	0	NR
445	323	NR	575	832	NR	705	114	NR	835	2	NR	965	0	NR
450	566	NR	580	883	NR	710	96	NR	840	2	NR	970	0	NR
455	645	NR	585	927	NR	715	82	NR	845	1	NR	975	0	NR
460	457	NR	590	963	NR	720	70	NR	850	1	NR	980	0	NR
465	365	NR	595	985	NR	725	59	NR	855	1	NR	985	0	NR
470	317	NR	600	998	NR	730	50	NR	860	1	NR	990	0	NR
475	244	NR	605	994	NR	735	43	NR	865	1	NR	995	0	NR
480	218	NR	610	978	NR	740	36	NR	870	1	NR	1000	0	NR
485	233	NR	615	947	NR	745	31	NR	875	1	NR			

**Summary**

$R_f = 84.4$   
 $R_g = 94.7$   
 $CIE R_a = 82.6$   
 $R_9 = 5.1$



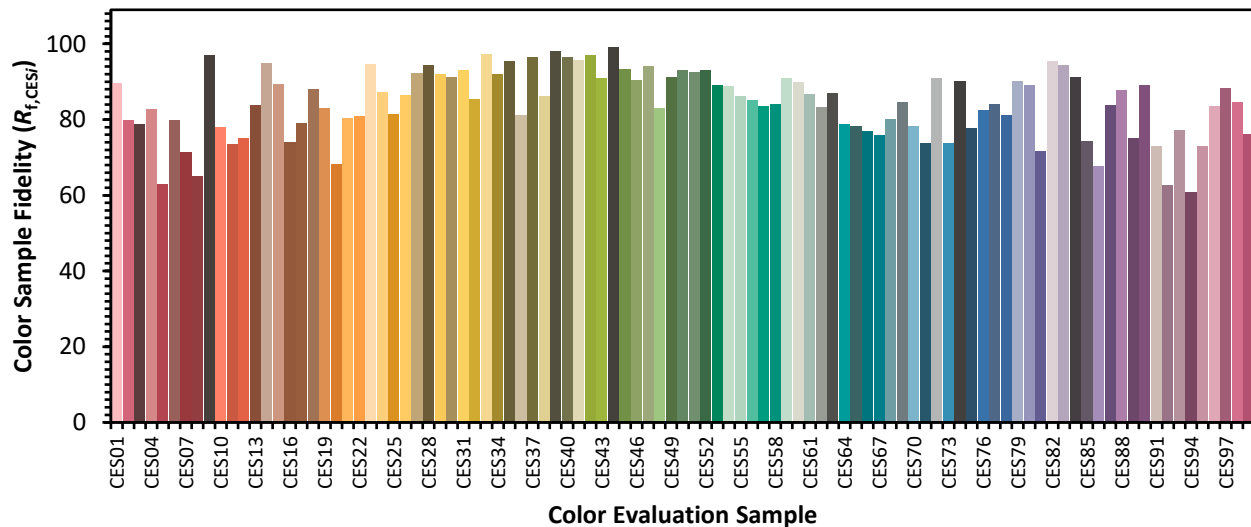
**Color Vector Graphics**



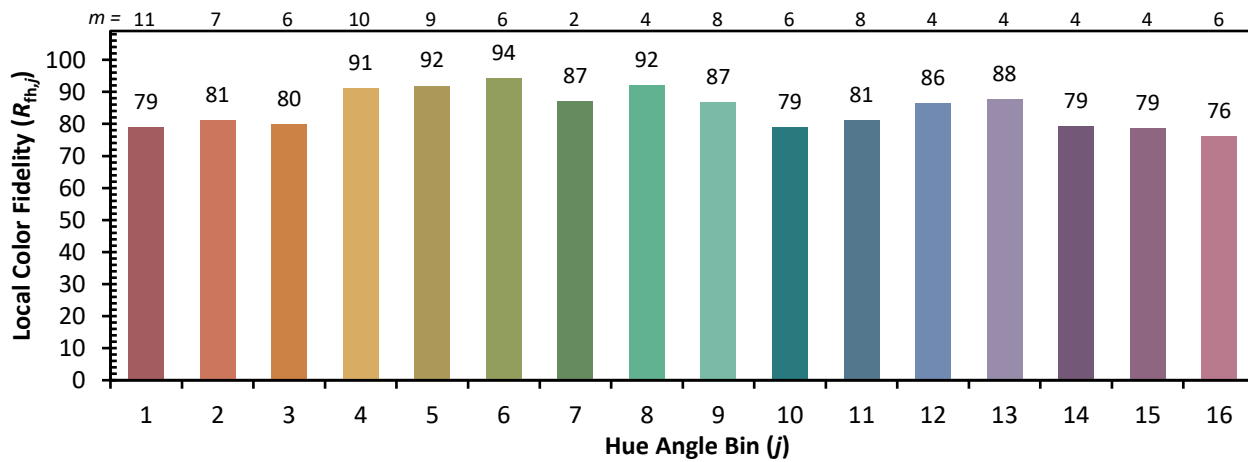


Individual Sample Fidelity Index ( $R_{f,i}$ )

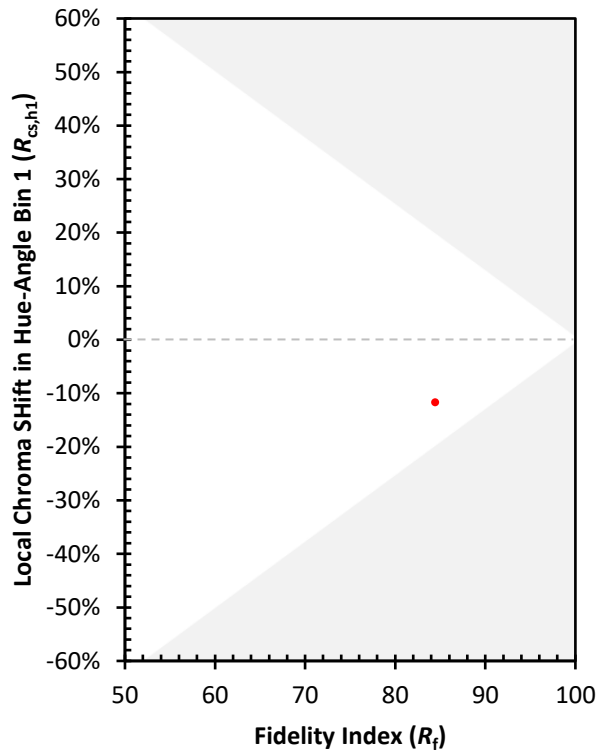
CES01 = 86	CES26 = 86	CES51 = 93	CES76 = 82
CES02 = 63	CES27 = 92	CES52 = 93	CES77 = 84
CES03 = 31	CES28 = 94	CES53 = 89	CES78 = 81
CES04 = 70	CES29 = 92	CES54 = 89	CES79 = 90
CES05 = 49	CES30 = 91	CES55 = 86	CES80 = 89
CES06 = 51	CES31 = 93	CES56 = 85	CES81 = 72
CES07 = 42	CES32 = 85	CES57 = 83	CES82 = 95
CES08 = 41	CES33 = 97	CES58 = 84	CES83 = 94
CES09 = 29	CES34 = 92	CES59 = 91	CES84 = 91
CES10 = 76	CES35 = 96	CES60 = 90	CES85 = 74
CES11 = 59	CES36 = 81	CES61 = 87	CES86 = 68
CES12 = 65	CES37 = 96	CES62 = 83	CES87 = 84
CES13 = 43	CES38 = 86	CES63 = 87	CES88 = 88
CES14 = 74	CES39 = 98	CES64 = 79	CES89 = 75
CES15 = 71	CES40 = 96	CES65 = 78	CES90 = 89
CES16 = 47	CES41 = 96	CES66 = 77	CES91 = 73
CES17 = 50	CES42 = 97	CES67 = 76	CES92 = 63
CES18 = 56	CES43 = 91	CES68 = 80	CES93 = 77
CES19 = 72	CES44 = 99	CES69 = 85	CES94 = 61
CES20 = 66	CES45 = 93	CES70 = 78	CES95 = 73
CES21 = 87	CES46 = 90	CES71 = 74	CES96 = 84
CES22 = 79	CES47 = 94	CES72 = 91	CES97 = 88
CES23 = 92	CES48 = 83	CES73 = 74	CES98 = 85
CES24 = 91	CES49 = 91	CES74 = 90	CES99 = 76
CES25 = 72	CES50 = 93	CES75 = 78	



Color Rendition by Hue-Angle Bin



Measure Comparisons



(END OF REPORT)